







TERRAZZO PROCESS STEPS

Terrazzo

BORIDE's transitional bonded floor diamonds are designed for honing processes following the metal bond process. These diamonds result in superior floors and a more efficient process. Our resins are specifically tailored to complement our transitional line. We offer both dry polishing and wet polishing resins. Our BSD resin line enables contractors to complete their terrazzo polishing process with the same quality, long life, and dependability for which BORIDE products are known.

	TOOL	GRIT	DESCRIPTION	IMAGE
1	First-Cut Premium 4 Seg or Preferred Metal Bond Tool	30/40 or 60/80	Surface Prep	
2	BSD Transitional or Premium 8 Seg	50	Expose and Hone the Floor	
3	BSD Transitional or Premium 8 Seg	100	Refined Honing	
4	BSD Transitional or Premium 8 Seg	200	Exposed/Flat Finish	
5	Wet or Dry Resins	200- 1500	Polish to Desired Finish	
6	Easy Edge™, Edge Flex™, and EdgeXcel	50 100 200	Edge Honing and Polishing	
7	Cove Wheel	30- 200	Cove Honing and Polishing	